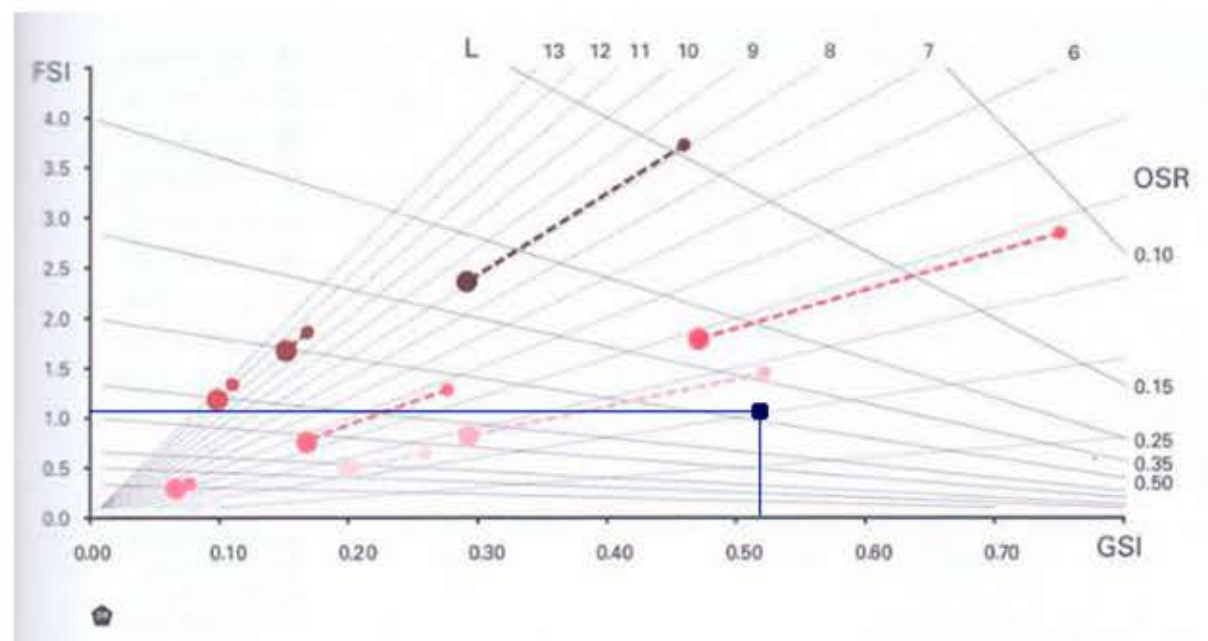


# ANÁLISIS DE UN TEJIDO / MEDELLÍN

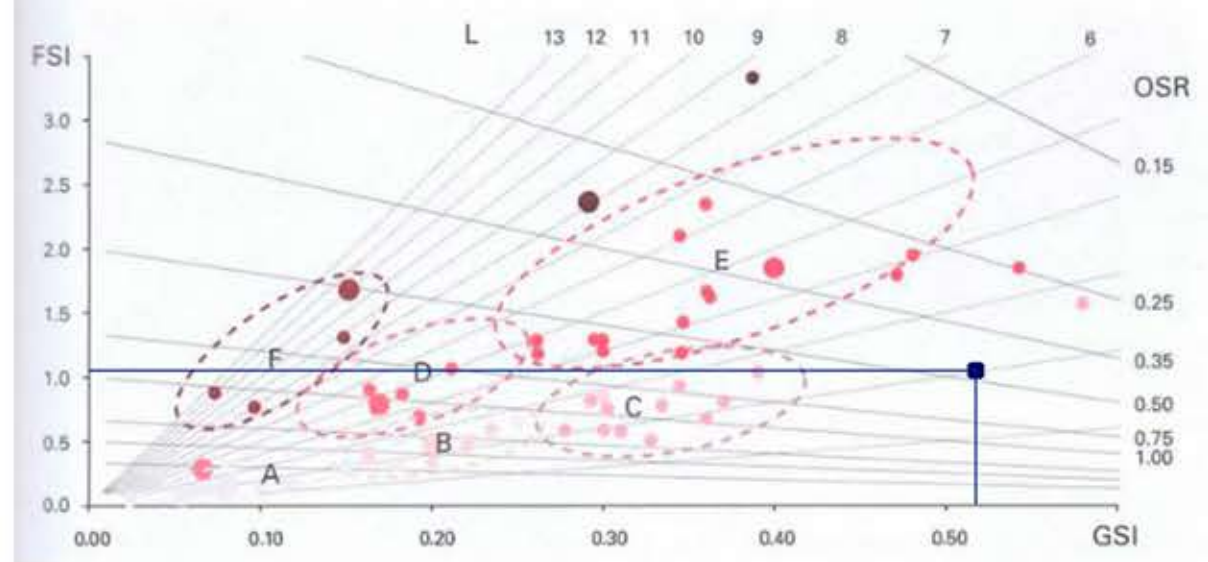
E:1/5000

A: 66990 m2  
 FSI: 1,0437  
 GSI: 0,5233  
 OSR: 0,4567  
 L: 1,9944  
 N: 0,5874  
 w: 3,4048  
 b: 0,9431  
 T: 0,4766



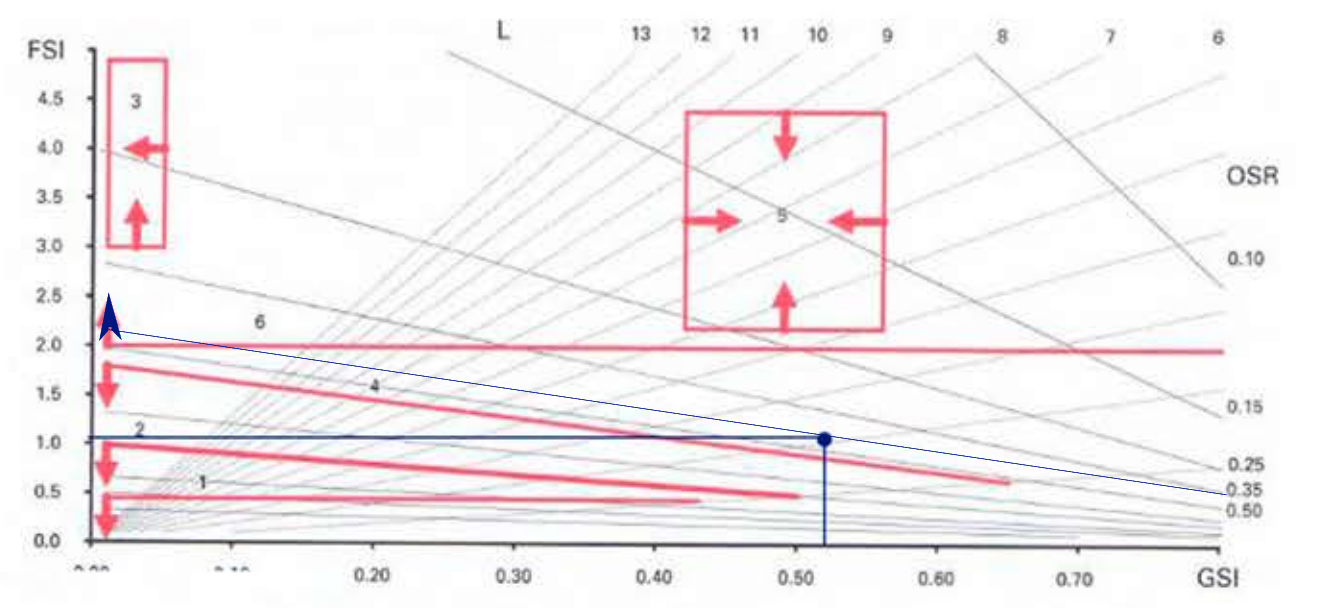
- high-rise block
- high-rise strip
- high-rise point
- mid-rise block
- mid-rise strip
- mid-rise point
- low-rise block
- low-rise strip
- low-rise point

Nine archetypical samples in the Spacemate diagram on the scale of the island and the fabric.



- A low-rise point type
- B low-rise strip type
- C low-rise block type
- D mid-rise strip type
- E mid-rise block type
- F hybrid high-rise point/strip type

Building types in the Spacemate diagram on the scale of the fabric.



- Doctrines which have been argued for through history, polemically translated into density thresholds in the Spacemate.
- 1 Unwin (1912)
  - 2 Hoenig (1920s)
  - 3 le Corbusier (1920s)
  - 4 Gropius (1930)
  - 5 Jacobs (1961)
  - 6 Lozano (1990)

TERESA SEGURA MARTÍNEZ  
 CRISTINA QUINTANA CORRAL  
 FABRIZIA CANNELIA